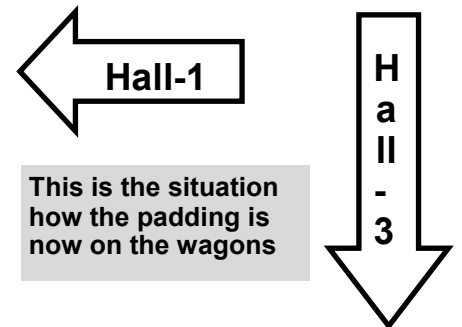




# Oberstdorf Shorttrack Summercamp 2024

Bulletin no. 07

Friday 2 August 2024



This is the situation how the padding is now on the wagons



## Organisation of Safety padding

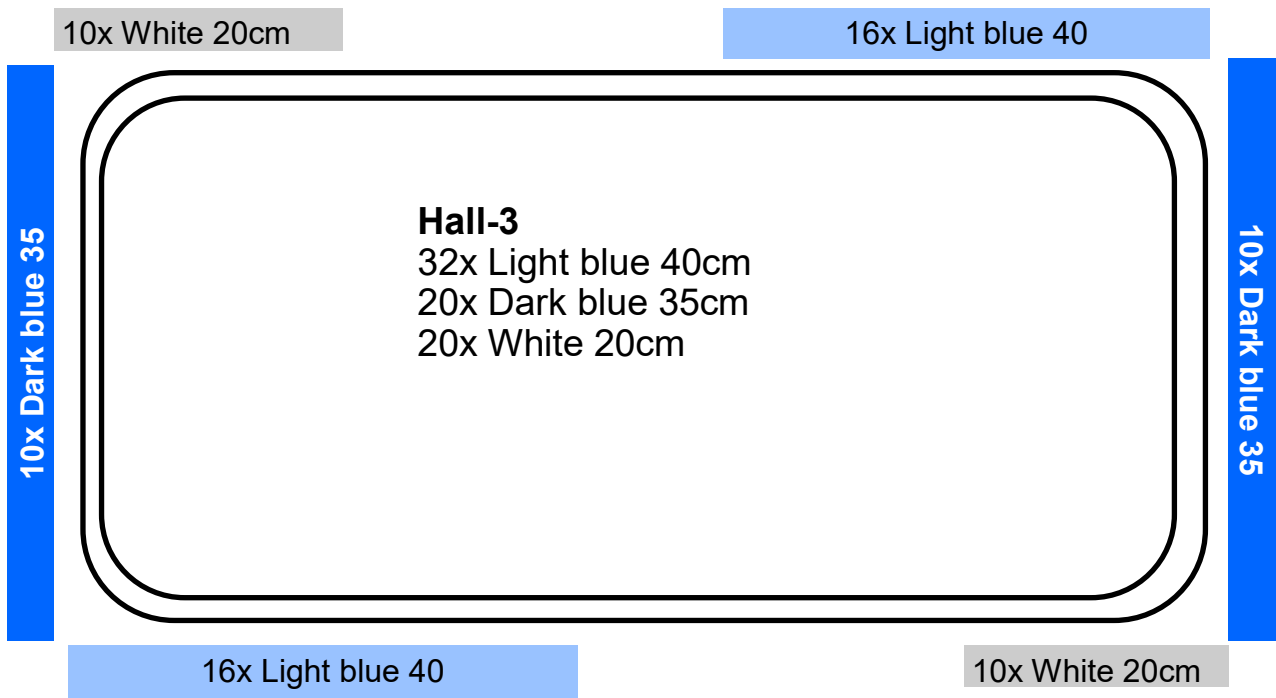
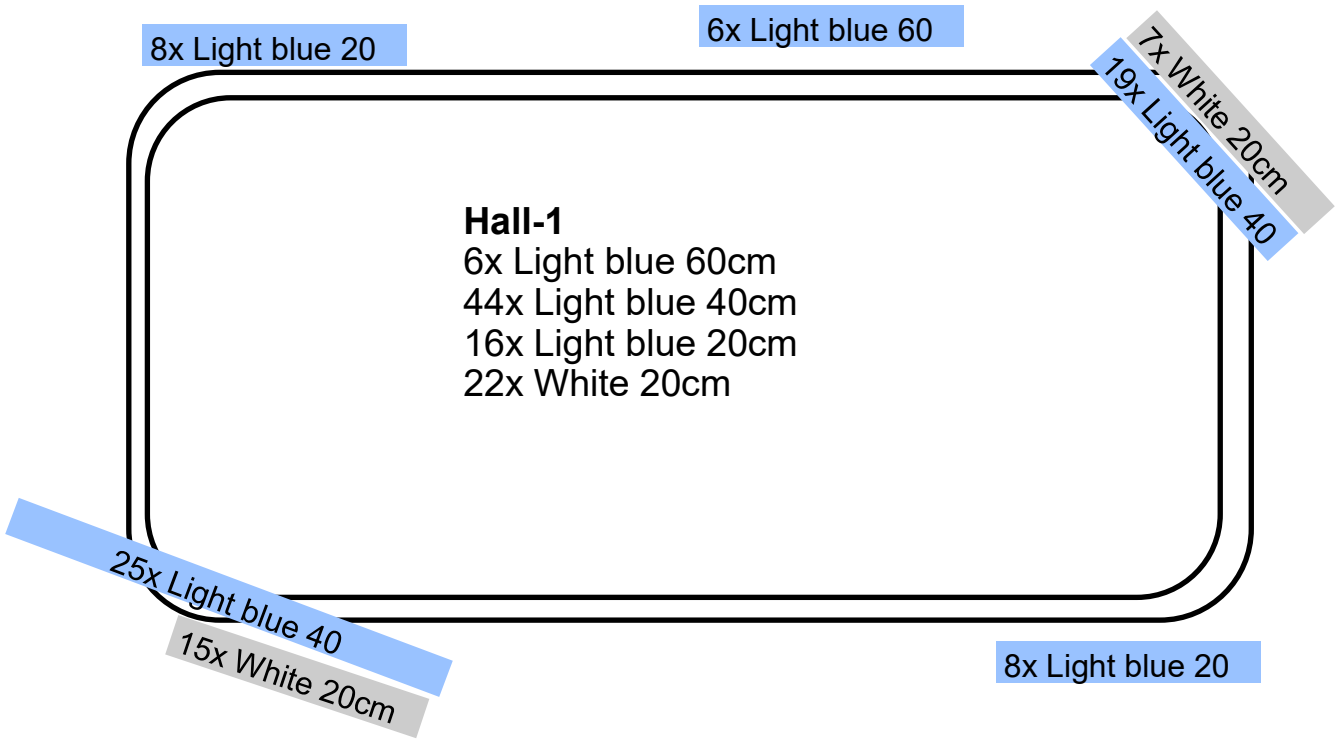
During the on Ice training sessions we need safety padding in 2 Ice rinks at the same time. In the Ice Time schedule you can see when padding has to be set on the Ice and when to be taken off.

We need special attention for the Saturday evening 20.40 hr when we for the first time set up the padding because it is stored in the wrong Ice rinks on the wagons.

Here under you see the situation how many paddings have to be moved to the other hall. See drawing and proposed working order on next page how to set up the padding in both rinks.

Hall-1	available	Necessary	from Hall-3 to Hall-1
Light blue 60cm	0	6	6
Light blue 40cm	9	44	35
Light blue 20cm	15	16	1
White 20cm	39	22	<b>17 to Hall-3</b>
Hall-3	available	Necessary	from Hall-1 to Hall-3
Light blue 60cm	6	0	6
Light blue 40cm	68	32	36
Dark blue 35cm	20	20	0
White 20cm	3	20	17

All other shorter Light blue 40cm paddings will only be used in the competition. They can be transported later in the week to Hall-1.



**Working order proposed for use of empty wagon(s)**

- Step-1: **20 Dark blue 35cm** stay in hall-3 can go off the wagons
- Step-2: **35 Light blue 40cm** mats on wagons from hall-3 to hall-1
- Step-3: **17 White 20cm** mats loading on wagon from Hall-1 to Hall-3
- Step-4: **6 Light blue 60cm** mats on wagon from Hall-3 to Hall-1 finishside